



Payer Guide

The student's guide to
making international
payments via Flywire



Step 1: Enter your country and payment amount

- Select the overseas country where your account is based or card is issued from in the drop-down menu.
- Enter the exact payment in MYR, as requested by the institution.
- Agree to Flywire's terms and conditions by checking the box at the bottom of the form.

Your payment

The payment will come from

Country or region *

Singapore

▼

Raffles University receives

RM

Amount *

0.00

Amount will be formatted in the destination currency, in this case Malaysian Ringgits, i.e. 10,000.00 for ten thousand MYR.

☐ I have read, understand, and agree to the Flywire [Terms of Use](#) and [Privacy Policy](#)



NEXT →


Step 2: Select your payment method



Based on your country selection, Flywire will automatically display your local currency rate with the appropriate payment options, such as traditional bank transfer or debit/credit card payment.



- Traditional bank transfer (also known as a wire) is the most cost-effective method. Please note that to complete the payment you will need to make arrangements with your bank (in person, online, or over the phone) and send your funds to Flywire in your chosen currency.
- Debit/credit card will allow you to make an online payment in your home currency. Contrary to a traditional international credit card payment, Flywire handles the foreign exchange so you will know the exact amount that will be deducted from your account before you make your payment. Please note that credit card payments are not available in every country.
- Flywire will then convert your currency and pay your institution.
- If you select your home country, but you don't see your home currency, don't worry — you can always pay in the currency of your institution or select a different currency by clicking the “I want to pay in another currency” link at the bottom of the page. Although the process and benefits will remain the same, your bank will handle the foreign exchange before sending the funds to Flywire.




Select your preferred payment method


 **Best Price Guaranteed** Subject to terms and conditions 

 Bank Transfer in Singapore Dollar (SGD)
S\$1,709.00 [SELECT](#)

 American Express in SGD
S\$1,746.00 [SELECT](#)
[More info](#) 

 JCB Credit Card in SGD
S\$1,755.00 [SELECT](#)
[More info](#) 

 Debit/Credit in SGD
S\$1,746.00 [SELECT](#)
Supports:  

[I want to pay in another currency](#) 

Step 3: Enter the payer's information

- Enter the payer's personal details and contact information.
- Click Next to continue.

Payer information

(*) required field

Email * student@testuni.com	First name * Student
Middle name	Family name * Test
Address 1 * 123 University Street	Address 2
City * Singapore	State / Province / Region
Zip code / Postal Code	+ 65 ▼ Phone number * 87099087
<input type="checkbox"/> Receive text notifications on your payment status	

Step 4: Enter the student's contact information

- Enter the student's details and contact information, as requested by the institution.
- Click Next to continue.

Information for Raffles University

(*) required field

Contact Information

The person filling out this form is *▼

Payment Information

Payment Type *


☐ Application Fee
☐ Admission Fee
☐ Course Fee
☐ Retake/Resit Fee
☐ Others

If Other, please specify:

Student Information

Student Full Name *

Student ID

 Help

- Review and submit your payment to Flywire using the payment instructions provided.

FLYWIRE.COM

Step 6: For credit card payments: Enter your card details

- Enter your card number, name, expiration date, and security code.
- Enter your information within 15 minutes to avoid your session timing out.
- Click Make Payment to continue.

MYR1,234.00

● Payment pending

Payment status

Follow the steps below to pay before March 29th 2020 or your payment will be cancelled automatically.

Payment details

You're sending

SGD1,746.00

They're receiving

MYR1,234.00

Payment ID

RUJ490985358

Payment details

* Indicates a required field

Card number *

Cardholder's name *

Expiry date *

Month

Year

Security code

789

Last 3 digits on the back of card

Contact details ✓

+34 432 543 123, zli@gmail.com

Cancel payment

Make Payment

VISA

ADD THIS PAYMENT TO YOUR ACCOUNT

Manage your payment

SMS notifications

Cancel payment

POWERED BY flywire

St. Olaf College address: 1520 St. Olaf Ave

Copyright ©Flywire. 2009-2018 All rights reserved. Flywire is a trademark of Flywire Corporation.

FLYWIRE.COM

Track your payment

Payment tracking is available at flywire.com or through Flywire's mobile app. Log in to check the status of your payment and receive email notifications or opt into SMS text message alerts.

Need help?

Customer Support Phone Numbers :

USA Toll free +1 800 346 9252

USA Local number +1 617 207 7076

Spain +34 96 065 3947

Canada +1 647 930 9424

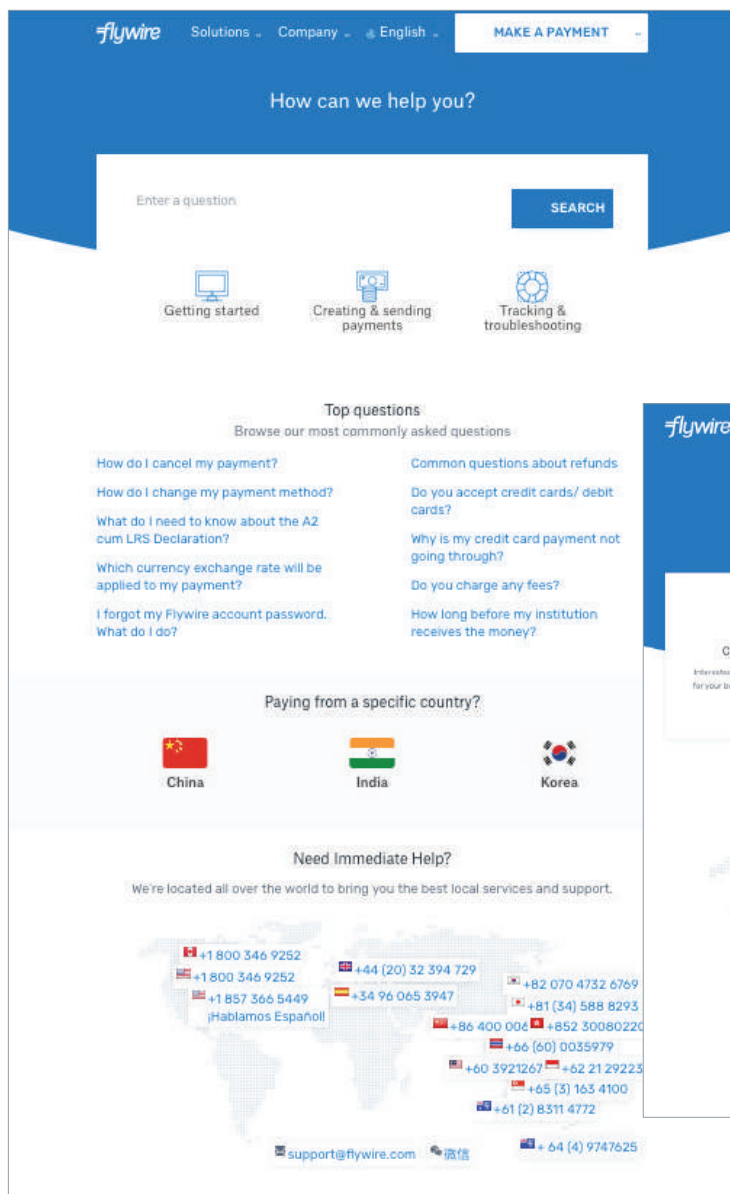
Australia +61 (2) 800 69 729

United Kingdom +44 (20) 32 394 729

Hong Kong +852 30 184 814

South Korea +82 070 4732 6769

flywire.com/support



flywire.com/contact

