



Payer Guide

The student's guide to
making international
payments via Flywire



Step 1: Enter your country and payment amount

- Select the overseas country where your account is based or card is issued from in the drop-down menu.
- Enter the exact payment in MYR, as requested by the institution.
- Agree to Flywire's terms and conditions by checking the box at the bottom of the form.

Your payment



The payment will come from	Raffles University receives				
<input type="text" value="Country or region * Singapore"/>	<table><tr><td>RM</td><td>Amount *</td></tr><tr><td></td><td>0.00</td></tr></table>	RM	Amount *		0.00
RM	Amount *				
	0.00				
<small>Amount will be formatted in the destination currency, in this case Malaysian Ringgits. i.e. 10,000.00 for ten thousand MYR.</small>					
<input type="checkbox"/> I have read, understand, and agree to the Flywire Terms of Use and Privacy Policy					
<input type="button" value="NEXT →"/>					







Step 2: Select your payment method

Based on your country selection, Flywire will automatically display your local currency rate with the appropriate payment options, such as traditional bank transfer or debit/credit card payment.

- Traditional bank transfer (also known as a wire) is the most cost-effective method. Please note that to complete the payment you will need to make arrangements with your bank (in person, online, or over the phone) and send your funds to Flywire in your chosen currency.
- Debit/credit card will allow you to make an online payment in your home currency. Contrary to a traditional international credit card payment, Flywire handles the foreign exchange so you will know the exact amount that will be deducted from your account before you make your payment. Please note that credit card payments are not available in every country.
- Flywire will then convert your currency and pay your institution.
- If you select your home country, but you don't see your home currency, don't worry — you can always pay in the currency of your institution or select a different currency by clicking the “I want to pay in another currency” link at the bottom of the page. Although the process and benefits will remain the same, your bank will handle the foreign exchange before sending the funds to Flywire.

Select your preferred payment method

 **Best Price Guaranteed** Subject to terms and conditions 

 Bank Transfer in Singapore Dollar (SGD) S\$1,709.00	SELECT
 American Express in SGD S\$1,746.00 More info ▾	SELECT
 JCB Credit Card in SGD S\$1,755.00 More info ▾	SELECT
 Debit/Credit in SGD S\$1,746.00 Supports:  	SELECT

[I want to pay in another currency](#) ▾

Step 3: Enter the payer's information

- Enter the payer's personal details and contact information.
- Click Next to continue.

Payer information

(*) required field

Email * student@testuni.com	First name * Student
Middle name	Family name * Test
Address 1 * 123 University Street	Address 2
City * Singapore	State / Province / Region
Zip code / Postal Code	+ 65 <input type="text"/> Phone number * 87099087

Receive text notifications on your payment status

Step 4: Enter the student's contact information

- Enter the student's details and contact information, as requested by the institution.
- Click Next to continue.

Information for Raffles University

(*) required field

Contact Information

The person filling out this form is *

Payment Information

Payment Type *

Application Fee

Admission Fee

Course Fee

Retake/Resit Fee

Others

If Other, please specify:

Student Information

Student Full Name *

Student ID

[Help](#)

Step 5: For bank transfer payments: Review your payment instructions and make your payment

- Review and submit your payment to Flywire using the payment instructions provided.

flywire Contact Help HL Salvador English

Follow the steps below to pay before March 29, 2020 or your payment will be cancelled automatically.

MYR1,234.00
to Raffles University

Status: **Payment pending** Payment ID: **RUJ490985358**

1 **Decide how you'd like to complete your bank transfer**

Send your funds to Flywire so we can deliver your payment to the recipient. Most banks allow you to transfer funds via

- Online banking**
Log in to your online account to transfer the funds.
- Telephone**
Call your bank to make your transfer.
- In-person visit**
Go to your bank to request the transfer.

2 **Make the bank transfer to Flywire**

Use the payment instructions below to send the money to us. Keep in mind that it would take 2-3 business days to arrive to us

Amount to pay:	SGD1,746.00
Reference / Payment ID:	RUJ490985358 You must include this reference
IBAN:	
Beneficiary Bank:	Banco Santander
Beneficiary Bank Address:	300, Riverside Drive, Singapore, Singapore
Beneficiary:	FLYWIRE
Beneficiary Address:	C/ Caspiller, Caspiller, Madrid, Spain

Notes:
Lorem ipsum dolor sit amet, consectetur adipiscing elit. Maecenas mollis sagittis orci sit amet malesuada. Praesent nibh dui, laboris id suscipit eget, vulputate pretium nisi. Curabitur eleifend bibendum libero, sed tempus nulla porta blandit.

3 **Only when the bank transfer is made, let us know you have made the bank transfer by clicking on I've sent the funds.**

You will get an email and you will be able to track your transfer status.

ADD PAYMENT

Manage your payment

- Fill payment details
- SMS notifications
- Confirm funds were sent
- Change payment method
- Cancel this payment
- Download payment receipt
Available once your payment is delivered to the institution

GREAT LINK TO BU

Share your payment

SHARE

I'VE SENT THE FUNDS

FLYWIRE.COM

Step 6: For credit card payments: Enter your card details

- Enter your card number, name, expiration date, and security code.
- Enter your information within 15 minutes to avoid your session timing out.
- Click Make Payment to continue.

MYR1,234.00 ● Payment pending


Payment status

Follow the steps below to pay before March 29th 2020 or your payment will be cancelled automatically.

Payment details

You're sending SGD1,746.00 They're receiving MYR1,234.00

Payment ID
RUJ490985358


Payment details 

* Indicates a required field

Card number *


Cardholder's name *

Expiry date * **Security code**


Month Year  Last 3 digits on the back of card

Contact details ✓
+34 432 543 123, zli@gmail.com

Manage your payment

 SMS notifications

Cancel payment

POWERED BY 

St. Olaf College address: 1520 St. Olaf Ave

Copyright ©Flywire. 2009-2018 All rights reserved. Flywire is a trademark of Flywire Corporation.

Track your payment

Payment tracking is available at flywire.com or through Flywire's mobile app. Log in to check the status of your payment and receive email notifications or opt into SMS text message alerts.

Need help?

Customer Support Phone Numbers :

USA Toll free +1 800 346 9252

USA Local number +1 617 207 7076

Spain +34 96 065 3947

Canada +1 647 930 9424

Australia +61 (2) 800 69 729

United Kingdom +44 (20) 32 394 729

Hong Kong +852 30 184 814

South Korea +82 070 4732 6769

flywire.com/support

The screenshot shows the flywire.com/support page. At the top, there is a navigation bar with the flywire logo, 'Solutions', 'Company', 'English', and a 'MAKE A PAYMENT' button. Below the navigation bar, the main heading is 'How can we help you?'. There is a search bar with the placeholder text 'Enter a question' and a 'SEARCH' button. Below the search bar, there are three icons representing different support categories: 'Getting started', 'Creating & sending payments', and 'Tracking & troubleshooting'. Underneath these icons, there is a 'Top questions' section with the sub-heading 'Browse our most commonly asked questions'. This section contains two columns of questions, such as 'How do I cancel my payment?' and 'Common questions about refunds?'. Below the 'Top questions' section, there is a 'Paying from a specific country?' section with icons for China, India, and Korea. At the bottom, there is a 'Need Immediate Help?' section with a world map showing various phone numbers for different regions, including the USA, UK, Spain, and Korea. The page also includes a footer with the email address 'support@flywire.com' and a WeChat icon.

flywire.com/contact

The screenshot shows the flywire.com/contact page. At the top, there is a navigation bar with the flywire logo, 'Solutions', 'Company', 'English', and a 'MAKE A PAYMENT' button. Below the navigation bar, the main heading is 'Contact Flywire'. Underneath the heading, there is a sub-heading 'We're here to help! Select an option below for the right assistance.' Below this, there are three main sections: 'Contact Sales', 'Payer Support', and 'Additional questions'. Each section has an icon and a brief description of the service. Below these sections, there is a 'Need Immediate Help?' section with a sub-heading 'We're located all over the world to bring you the best local services and support.' Below this, there is a world map showing various phone numbers for different regions, including the USA, UK, Spain, and Korea. The page also includes a footer with the email address 'support@flywire.com' and a WeChat icon.